



# Ophthalmologie



**EXKLUSIVE AUSWAHL**  
Standards • Trends  
Neuheiten

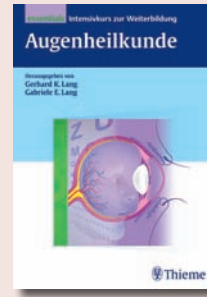
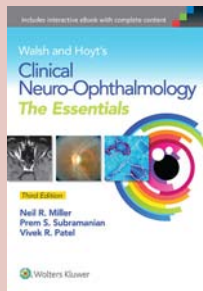


Welkoborsky, H.-J. et al.  
**Orbita**  
**Interdisziplinäres**  
**Management bei**  
**Orbitaerkrankungen**  
 10/2015,  
 ca. 400 S., ca. 660 Abb.,  
 <978-3-13-177331-9>  
 (T1) ca. € 299,99

- Komplette: sämtliche Themen rund um die Orbita: Anatomie, Pathophysiologie, Untersuchungstechniken, Bildgebung, operative Zugangswege, Traumatologie, Tumoren, entzündliche Erkrankungen, Strahlentherapie, plastische Chirurgie, Neurochirurgie, Robotik
- Videosequenzen mit OP-Abläufen als kostenloser Download

Miller, Subramanian, Patel  
**Walsh & Hoyt's Clinical**  
**Neuro-Ophthalmology:**  
**The Essential.**  
 3rd. ed. 8/2015,  
 ca. 600 pp.,  
 <978-1-4511-9447-0>  
 (Lww) ca. € 123,-


- Distills the most vital content from the esteemed three-volume parent text, Walsh & Hoyt's Clinical Neuro-Ophthalmology



Lang, K., Lang, G.E.  
**Augenheilkunde**  
**essentials**  
**Intesivkurs zur**  
**Weiterbildung**  
 6/2015,  
 560 S., 467 Abb.,  
 <978-3-13-171361-2>  
 (T1) € 129,99

- Beschreibung aller Krankheitsbilder nach den diagnostischen Hauptgruppen
- Systematische Darstellung der aktuellen Therapiemöglichkeiten
- Ideal zum schnellen Nachschlagen in der Weiterbildungszeit
- Optimale Prüfungsvorbereitung

Bowling, Brad  
**Kanski's Clinical**  
**Ophthalmology**  
**A Systematic Approach.**  
 8th. ed. 5/2015, 928 pp.,  
 2.743 ill. -2.436 in col.  
 + **eBook-Version**  
 <978-0-7020-5572-0>  
 (S4) ca. € 229,-



- Reflects the latest advances, making this an indispensable resource to enhance learning, aid exam preparation and guide clinical practice



Forrester, J.V., et al.  
**The Eye**  
**Basic Sciences in**  
**Practice**  
**Expert Consult.**  
 4th. ed. 5/2015,  
 548 pp., 355 col. ill.  
 <978-0-7020-5554-6>  
 (S4) ca. € 119,-

- Thorough updating of the sections on pathology, immunology, pharmacology & immunology
- Revision of all other chapters
- More colour illustrations



Dietze, Holger  
**Die optometrische**  
**Untersuchung**  
 2. Aufl. 2015,  
 384 S., 348 Abb.,  
 <978-3-13-142232-3>  
 (T1) € 99,99

- Alle Kapitel mit abschließender Zusammenfassung und Multiple-Choice-Fragen
- Neue Kapitel: Aberrometrie und Bildgebende Verfahren




Michelson, G.,  
**Teleophthalmology in Preventive Medicine**  
 2015, 113 pp.,  
 57 ills. -50 in col.,  
 <978-3-662-44974-5>  
 (S3) € 106,95


- Describes the medical applications, methods, and technologies of teleophthalmology in the field of preventive medicine

- Covers novel imaging methods and the latest information technologies
- Describes the first projects of an interdisciplinary cooperation in preventive medicine

Patelli, F., Rizzio, S.  
**Management of Complicated Vitreoretinal Diseases**  
 7/2015,  
 207 pp., 137 col. ills.,  
 <978-3-319-17207-1>  
 (S3) ca. € 128,39




- Provides clear guidance on management of the diverse complex situations and complications faced by the vitreoretinal surgeon



Lachenmayr, Friedburg, Buser,  
**Auge - Brille - Refraktion**  
**Schober-Kurs: verstehen - lernen - anwenden**  
 5. Aufl. 9/2015,  
 ca. 212 S., ca. 254 Abb.,  
 <978-3-13-139555-9>  
 (T1) ca. € 99,99

- Alle Kapitel auf dem neuesten Stand
- Jetzt noch mehr farbige Abbildungen
- Methoden eingängig erklärt dank zahlreicher neuer Grafiken

## Standardwerke AKTUELL



Alfaro, D.V., et al.  
**Age-Related Macular Degeneration**  
 2nd. ed. 10/2014,  
 344 pp., + eBook  
 ca. 555 ills. -134 in col.,  
 <978-1-4511-5169-5>  
 (LWW) ca. € 159,-

- Enjoy the bundled interactive eBook edition

Pleyer, U.  
**Entzündliche Augenerkrankungen**  
 2014, 529 S.,  
 436 Abb. -308 in Farbe,  
 <978-3-642-38418-9>  
 (S3) € 149,99



- Alle relevanten Erkrankungen
- Namhafte Autoren
- Orientierungshilfe bei Diagnose und Therapie
- Einziges aktuelles deutschsprachiges Werk zum Thema

## VORANKÜNDIGUNG



Ehrt, Ol.,  
**Kinderophthalmologie**  
 5/2016, ca. 350 S.,  
 ca. 200 Farbabb. + DVD,  
 <978-3-642-30265-7>  
 (S3) ca. € 99,99

- Umfassende Darstellung der Kinderophthalmologie
- Umfangreiches Bildmaterial auf DVD



Burggraf, Harald  
**Augenärztliche Begutachtung**  
 3/2017,  
 ca. 672 S., ca. 165 Abb.,  
 <978-3-13-173291-0>  
 (T1) ca. € 149,99



... dauert noch etwas!

**N** = Erstauflage **NA** = Neuauflage **!!!** / **SP** = Sonderpreis **LBW** = Loseblattwerk **SO** = Sonderausgabe  
**Stand 18.06.2015** Spätere Preisänderungen seitens der Verlage, Druckfehler, Irrtümer u. Liefermöglichkeit vorbehalten.  
**POD**=Print on Demand | Preisangaben ohne Währungsbezeichnung sind in **EURO** (D).

## 1. Facharzt Ausbildung (inkl. Lehrbücher) / Atlanten

<b>NA</b> Bowling, <b>Kanski's Clinical Ophthalmology</b> Systematic Approach (928 pp/2.743 ill. -2.436 in col. + ebook version), 8th. ed. 5/2015	S4	ca. € 229,—
<b>NA</b> Chern, <b>Review Questions in Ophthalmology</b> (560 pp/ca. 400 ill./1.000 questions), 3rd. ed. 2/15	Lww	ca. € 122,—
Kampik, <b>Facharztprüfung Augenheilkunde</b> (1.000 komm. Pr.Fr.) (344 S./85 Abb.), 2. A. 12/2013	T1	89,99
Kanski, <b>Klinische Ophthalmologie</b> (928 S./2.700 Farbbab./ <b>PLUS im web</b> ), 7. Aufl. 9/2012	U&F	249,99
<b>N</b> Lang, <b>Augenheilkunde essentials</b> Intensivk. zur Weiterbildung (560 S./367 Abb.), 6/2015	T1	129,99

## 2. Diagnose / Therapie (allgemein)

Ambati, <b>Diagnostic Ophthalmology</b> Publ. by Amirsys (1.000 pp/1.100 ill.), 11/2013	Lww	ca. € 321,—
Broschmann, <b>Tafeln zur Prüfung des Farbsinnes</b> (64 S./23 Abb.), 34. Aufl. 6/2011	T1	39,95
<b>N</b> Burgraff, <b>Augenärztliche Begutachtung</b> (ca. 672 S./ca. 165 Abb.), 3/2017	T1	ca. 149,99
<b>NA</b> Burk/Burk, <b>Checkliste Augenheilkunde</b> (620 S./316 Abb.), 5. Aufl. 9/2014	T1	69,99
<b>!!!</b> Erb/Schlote, <b>Medikamentöse Augentherapie</b> (400 S./200 Abb.), 5. A. 10/2010 (statt 149,95) <b>SP</b>	T1	79,99
Flittiger, <b>Technische Diagnostik in der Augenheilkunde</b> (250 S./600 Abb.), 10/2012	H5	49,95
<b>NA</b> Forrester, <b>The Eye Basic Science in Practice</b> (548 pp/355 col. ill.), 4th. ed. 5/2015	S4	ca. € 119,—
Gerstenblith, <b>The Wills Eye Manual</b> (ca. 512 pp/ca. 240 ill.), 6th. ed. 3/2012	Lww	ca. € 77,—
Heimann, <b>Atlas des Augenhintergrundes</b> (Angiografie, OCT, Autofluoreszenz und Ultraschall) (248 S./860 Abb.), 2/2010	T1	149,95
Harrie, <b>Clinical Ophthalmic Echography Case Study Approach</b> (493 pp/463 ill. + <b>DVD</b> ), 2014	S3	106,99
Kaiser, <b>The Massachusetts Eye and Ear Infirmary Illustrated Manual of Ophthalmology</b> (676 pp/780 ill. -650 in col.), 4th. ed. 4/2014	S4	ca. € 90,—
<b>!!!</b> Kampik/Grehn, <b>Augenärztliche Differenzialdiagnose</b> (336 S./223 Abb.), 6/08 (statt 99,95) <b>SP</b>	T1	39,95
Kanski, <b>Synopsis of Clin. Ophthalmology Expert Consult</b> (456 pp/846 col.ill.), 3rd. ed. 2013	S4	ca. € 77,—
<b>N</b> Kellner, <b>Elektrophysiologie des Auges</b> (ca. 160 S./190 Abb.), in Verb. für 2017	S3	ca. 129,95
<b>!!!</b> Kroll, <b>Augenärztliche Untersuchungsmethoden</b> (632 S./1.131 Abb.), 3. A. 2008 (statt 229,95) <b>SP</b>	T1	49,99
Pleyer, <b>Entzündliche Augenerkrankungen</b> (2014, 529 S./436 Abb. -308 in Farbe), 3/2014	S3	149,99
<b>!!!</b> Schlote/Kellner, <b>Unerwünschte Arzneimittelwirkungen in der Augenheilkunde</b> (220 S./150 Abb.), 2. Aufl. 3/2011 (statt 149,95) <b>SP</b>	T1	49,99
Tasman, <b>Duane's Ophthalmology on DVD-Rom 2013</b> , rev. ed. 2013	Lww	ca. € 227,—
Thiel, <b>Fallbeispiele Augenheilkunde</b> (142 S./137 Abb.), 2014	S3	59,99
Yanoff, <b>Ophthalmology Expert Consult</b> (1.428 pp/ca. 2.225 ill. -1.904 in col.), 4th. ed. 2014	S4	ca. € 323,—

## 3. Diagnostik mit Bildgebenden Verfahren

Coscas, <b>Optical Coherence Tomography ESASO Course Ser. 4</b> (134 pp/137 ill.), 2014	K1	82,—
Dithmar, <b>Fluoreszenzangiographie in der Augenheilkunde</b> (226 S./541 Abb.), 2008	S3	134,99
Duker, <b>Handbook of Retinal OCT: Optical Coherence Tomography</b> (190 pp/ca. 710 ill.), 2014	S4	ca. € 103,—
<b>N</b> Ginat, <b>Post-treatment Imaging of the Orbit</b> (200 pp/260 ill. -64 in col.), 2015	S3	106,99
Midena, <b>Microperimetry and Multimodal Retinal Imaging</b> (196 pp/122 most col. ill.), 2014	S3	106,99
<b>N</b> Midyett, <b>Orbital Imaging</b> (352 pp/ca. 250 ill.), 2/2015	E4	ca. € 72,—
Ryan, <b>Ryan's Retinal Imaging and Diagnostics</b> (344 pp/ca. 711 ill. -335 in col.), 9/2013 <b>POD</b>	S4	ca. € 79,—
Singh, <b>Ophthalmic Ultrasonography Expert Consult</b> (270 pp/480 ill. -198 in col.), 11/2011	S4	ca. € 158,—
Yoshimura, <b>OCT-Atlas</b> (360 pp/ca. 150 col. ill.), 10/2014	S3	149,79

## 4. Pädiatrische Ophthalmologie

<b>N</b> Ehrh, <b>Kinderophthalmologie</b> (ca. 350 S./ca. 200 Farbbab. + <b>DVD</b> ), 5/2016	S3	ca. 99,99
<b>N</b> Esser, <b>Schlaglicht Augenheilkunde: Kinderophthalmologie</b> (456 S.), 6/2015	T1	59,99
Hartnett, <b>Pediatric Retina</b> (806 pp/ca. 603 ill./95 tabs.), 2nd. ed. 9/2013	Lww	ca. € 278,—
Hoyt, <b>Pediatric Ophthalmology and Strabismus Expert Consult</b> (1.148 pp/1.000 ill. -700 in col.), 4th. ed. 11/2012	S4	ca. € 322,—
<b>N</b> Levin, <b>The Eye in Pediatric Systemic Disease</b> (ca. 750 pp/ca. 200 ill. -100 in col.), 12/2015	S3	ca. 192,59
Nelson, <b>Harley's Pediatric Ophthalmology</b> (544 pp/ca. 500 ill.), 6th. ed. 9/2013	Lww	ca. € 229,—
Reynolds, <b>Pediatric Retina</b> (462 pp/248 most col. ill.), 2011	S3	234,33
Wilson, <b>Retinoblastoma</b> (Pediatric Oncology) (300 pp/59 ill.), 2/2010	S3	234,33
Wilson, <b>Pediatric Cataract Surgery: Techniques, Complications and Management</b> (ca. 448 pp), 2nd. ed. 2/2014	Lww	ca. € 207,—

## 5. Onkologie / Pathologie

Cummings, <b>Ophthalmic Pathology</b> (192 pp/281 ill. -268 in col.), 2013	S3	171,19
Damato, <b>Clin. Ophthalmic Oncology Uveal Tumors</b> (386 pp/213 ill. -187 in col.), 2nd. ed. 7/14	S3	149,79
<b>N</b> Heegaard, <b>Eye Pathology An Illustrated Guide</b> (739 pp/734 ill. -713 in col.), 2015	S3	245,03
Grossniklaus, <b>Pocket Guide to Ocular Oncology &amp; Pathology</b> (433 pp/226 most col. ill.), 2013	S3	160,45

<b>NA</b> Karcioglu, <b>Orbital Tumors</b> (516 pp/347 ill. -221 in col.), 2nd. ed. 2015	S3	<b>128,39</b>
Pe'er, <b>Clin. Ophthalm. Oncology</b> Eyelid & Conjunctival Tumors (238 pp/132 col. ill.), 2nd. ed. 2014	S3	<b>106,99</b>
Perry, <b>Clin. Ophthalmic Oncology</b> Orbital Tumors (222 pp/116 ill. -89 in col.), 2nd. ed. 2014	S3	<b>149,79</b>
Roberts, <b>Lee's Ophthalmic Histopathology</b> (460 pp/576 ill. -537 in col.), 3rd. ed. 2014	S3	<b>181,89</b>
Singh, <b>Clinical Ophthalmic Oncology</b> Basic Principles and Diagnostic Techniques (235 pp/126 ill. -112 in col.), 2nd. ed. 2014	S3	<b>106,99</b>
Singh, <b>Clinical Ophthalmic Oncology</b> Retinal Tumors (148 pp/63 ill.), 2nd. ed. 2014	S3	<b>149,79</b>
Spaide, <b>Pathological Myopia</b> (376 pp/233 ill. -170 in col.), 2014	S3	<b>149,79</b>
Yanoff, <b>Ocular Pathology</b> Expert Consult (ca. 714 pp/ca. 1.917 ill. -1.729 in col.), 7th. ed. 6/2014	S4	<b>ca. € 308,—</b>

## 6. Spezielle Themen

Agarwal, <b>Gass' Atlas of Macular Diseases</b> 2 vols. Expert Consult (1.378 pp./6.071 ill.), 5th. ed. 2/12	S4	<b>ca. € 359,—</b>
Alfaro, <b>Age-Related Macular Degeneration</b> (344 pp/ca. 555 ill./ebook), 2nd. ed. 10/2014	Lww	<b>ca. € 159,—</b>
<b>N</b> Agarwal, <b>Essentials of OCT in Ocular Disease</b> (ca. 270 pp/ca. 398 ill.), 8/2015	T1	<b>ca. € 114,99</b>
<b>N</b> Augustin, <b>Intravitreal Steroids</b> (110 pp/19 ill.), 2015	S3	<b>106,99</b>
Chan, <b>Optic Nerve Disorders</b> (365 pp/134 ill. -91 in col.), 2nd. ed. 7/2014	S3	<b>149,79</b>
<b>N</b> Chan, <b>Dry Eye A Practical Approach</b> (121 pp/60 col. ill.), 2/2015	S3	<b>128,39</b>
<b>NA</b> Cohen, <b>The Lacrimal System</b> Diagnosis, Management & Surgery (209 pp/132 ill.), 2nd. ed. 2015	S3	<b>128,39</b>
<b>N</b> Douglas, <b>Thyroid Eye Disease</b> (157 pp/46 ill.), 2015	S3	<b>128,39</b>
<b>N</b> Geerling, <b>Schlaglicht Augenheilkunde: Hornhaut, Sklera, Bindehaut</b> (ca. 272 S.), 8/2015	T1	<b>59,99</b>
Hartmann, <b>Arbeitsplatz Augenpraxis</b> Wissen f. die med. Fachangestellte (200 S./93 Farbabb.), 8/13	S3	<b>29,99</b>
<b>N</b> Hayreh, <b>Ocular Vascular Occlusive Disorders</b> (851 pp/654 ill. -343 in col.), 1/2015	S3	<b>245,03</b>
Holz, <b>Altersabhängige Makuladegeneration</b> (324 S./250 Farbabb.), 3. Aufl. 8/2011	S3	<b>144,99</b>
<b>N</b> Kohnen, <b>Schlaglicht Augenheilkunde: Linse, Katarakt u. refraktive Chirurgie</b> (ca. 136 S.), 11/15	T1	<b>ca. € 59,99</b>
Lachenmayr, <b>Begutachtung in der Augenheilkunde</b> (333 S./112 Farbabb.), 2. Aufl. 6/2012	S3	<b>99,99</b>
Maritzen, <b>Rehabilitation bei Sehbehinderung und Blindheit</b> (244 S./109 Farbabb. + DVD), 2013	S3	<b>79,95</b>
<b>N</b> Michelson, <b>Teleophthalmology in Preventive Medicine</b> (113 pp/57 most col. ill.), 2015	S3	<b>106,95</b>
<b>N</b> Papaliodis, <b>Uveitis</b> Pract. guide for treatm. of ocular inflammation (330 pp/225 ill. -150 in col.), 12/15	S3	<b>ca. € 117,69</b>
<b>N</b> Rakoczy, <b>Gene- and Cell-Based Treatment Strategies for the Eye</b> Essent. i. Ophth. (95 pp), 2015	S3	<b>106,99</b>
<b>N</b> Singh, <b>Clinical Ophthalmic Oncology</b> (223 pp/104 ill. -91 in col.), 2015	S3	<b>128,39</b>
Tabbara, <b>Ocular Infections</b> Essentials in Ophthalmology (194 pp/43 col. ill.), 9/2014	S3	<b>129,39</b>
<b>N</b> Zierhut, <b>Intraocular Inflammation</b> (1.606 pp/487 ill. -364 in col./online files update), 5/2015	S3	<b>319,93</b>
Zierhut/..., <b>Viruserkrankungen des Auges</b> (228 S./77 meist farb. Abb.), 8/08	Kaden	<b>79,80</b>

## Neuroophthalmologie

<b>NA</b> Biousse, <b>Neuro-Ophthalmology Illustrated</b> (ca. 732 pp/ca. 913 col. ill.), 2nd. ed. 9/2016	T1	<b>ca. € 84,99</b>
Martin, <b>Practical Neuroophthalmology</b> (352 pp/ca. 25 ill.), 8/2013	M6	<b>ca. € 149,—</b>
<b>NA</b> Miller, <b>Walsh &amp; Hoyt's Clinical Neuro-Ophthalmology</b> Essentials (ca. 600 pp), 3rd. ed. 8/2015	Lww	<b>ca. € 123,—</b>
Savino, <b>Wills Eye Institute: Neuro-Ophthalmology</b> (Color Atlas and Synopsis of Clin. Ophth.) (304 pp/533 ill.), 5/2012	Lww	<b>ca. € 81,—</b>
Schiefer, <b>Clinical Neuro-Ophthalmologie</b> (320 pp/357 ill. + DVD) 10/07	S3	<b>245,03</b>
<b>N</b> Strupp/Brandt, <b>Ocular Motor Disorders and Vertigo</b> (ca. 145 pp/80 ill.), 12/2016	S3	<b>ca. € 42,75</b>
Thömke, <b>Augenbewegungsstörungen</b> (368 S./139 Abb.), 2. Aufl. 9/08	T1	<b>59,95</b>

## Strabismus

Cestari, <b>Learning Strabismus Surgery</b> Case-Based- Approach (256 pp/165 ill.), 2013	Lww	<b>ca. € 158,—</b>
Crouch, <b>Instant Clinical Diagnosis in Ophthalmology: Strabismus</b> (512 pp/750 ill.), 8/2011	M6	<b>ca. € 59,—</b>
<b>!!!</b> Kaufmann, <b>Strabismus</b> (660 S./825 Abb.), 4. Aufl. 3/2012 (statt 249,99)	SP T1	<b>99,99</b>

## Star-Erkrankungen - Glaukom

<b>N</b> Aref, <b>Advanced Glaucoma Surgery</b> Essentials in Ophthalmology (126 pp/31 ill.), 9/2015	S3	<b>ca. € 128,39</b>
Bettin, <b>Glaucoma Surgery</b> (188 pp/45 ill.), 2012	K1	<b>€ 165,—</b>
<b>N</b> Bissen-Miyajima, <b>Cataract Surg.: Maximising Outcomes through Research</b> (211 pp/143 ill.), 1/15	S3	<b>128,39</b>
Choplin, <b>Atlas of Glaucoma</b> (424 pp/659 ill.), 3rd. ed. 5/2014	CRC	<b>ca. € 177,—</b>
Erb, <b>Schlaglicht Augenheilkunde: Glaukom</b> (304 S./270 Abb.), 4/2014	T1	<b>59,99</b>
Faschinger, <b>Gonioscopy</b> (95 pp/147 ill. -138 in col.), 7/2012	S3	<b>106,95</b>
Grehn/..., <b>Glaucoma III</b> (Essentials in Ophthalmology) (118 pp/62 ill.), 2009	S3	<b>128,39</b>
<b>N</b> Katz, <b>Glaucoma Surgery and Complication Management</b> (ca. 300 pp/150 ill. + DVD), 8/2016	S3	<b>ca. € 128,35</b>
Krueger, <b>Textb. of Refractive Laser Assisted Cataract Surgery (ReLACS)</b> (289 pp/160 ill.), 2013	S3	<b>171,19</b>
Kohnen/..., <b>Cataract and Refractive Surgery III</b> (Essentials in Ophthalmology) (122 pp), 2009	S3	<b>128,39</b>
Sampaolesi, <b>The Glaucomas</b> Vol. II (961 pp/1.024 ill. -685 in col. + DVD), 2014	S3	<b>213,99</b>
Samples, <b>Surgical Innovations in Glaucoma</b> (307 pp/227 ill., with online files/update), 2014	S3	<b>106,99</b>
Shaarawy, <b>Glaucoma</b> Medical Diagnosis & Therapy. Expert Consult. 2 Vols., (ca. 1.344 pp/ca. 1.500 ill. -1.257 in col.), 2nd. ed. 9/2014	S4	<b>ca. € 359,—</b>
Spandau, <b>Complications During and After Cataract Surgery</b> Guide to Surgical Management (470 pp/519 ill. -467 in col + online files/updatr), 7/2014	S3	<b>160,49</b>

## Hornhaut

<b>N</b>	Cortina, <b>Keratoprothesen und Artificial Corneas</b> (243 pp/153 ills. + online files/update), 2015	S3	<b>128,39</b>
<b>N</b>	Jeng, <b>Advances in Medical and Surgical Cornea</b> Essentials in Ophth. (143 pp/64 ills.), 11/2014	S3	<b>128,39</b>
	Krachmer, <b>Cornea</b> Expert Consult, 2 vols. (2.100 pp/ca. 2.326 ills. + DVD), 3rd. ed. 12/2010	M2	ca. € 489,—
	Krachmer, <b>Cornea Atlas</b> Expert Consult (364 pp/ca. 1.313 most col. ills.), 3rd. ed. 8/2013	S4	ca. € 229,—
	Reinhard, <b>Cornea and External Eye Disease</b> (Essentials in Ophth.) (180 pp), 2010	S3	<b>197,94</b>
	Reinhard, <b>Corneal Disease</b> Recent Developments (125 pp/33 ills.), 2013	S3	<b>123,04</b>
	Tabery, <b>Keratoconjunctivitis Sicca and Filamentary Keratopathy</b> (In Vivo Morphology in the Human Cornea and Conjunctiva) (196 pp/220 col. ills.), 1/2013	S3	<b>171,19</b>
	Zuberbuhler, <b>Corneal Surgery</b> (Essential Techniques) (180 pp/160 ills. + DVD), 6/2013	S3	<b>106,99</b>

## Netzhaut

	Holz, <b>Medical Retina</b> (Essentials in Ophthalmology) (224 pp/155 ills.), 2010	S3	<b>223,63</b>
	Joussen, <b>Retinale Gefäßerkrankungen</b> (462 S./663 Farbabb.), 2012	S3	<b>109,99</b>
	Lois, <b>Complications of Vitreo-Retinal Surgery</b> (512 pp), 4/2013	Lww	ca. € 169,—
<b>NA</b>	Lois, <b>Fundus Autofluorescence</b> (463 pp), 2nd. ed. 10/2015	Lww	.....
<b>N</b>	Patelli, <b>Management of Complicated Vitreoretinal Diseases</b> (207 pp/137 most col. ills.), 7/2015	S3	ca. <b>128,39</b>
	Puech, <b>Inherited Chorioretinal Dystrophies</b> (488 pp/424 ills.-334 in col.), 6/2014	S3	<b>106,99</b>
	Rapuno, <b>Wills Eye Institute: Cornea</b> (Col. Atl. & Syn. of Clin. Oph.) (384 pp/441 ills.), 2nd. ed. 11/11	Lww	ca. € 79,—
	Ryan, <b>Retina</b> Expert Consult Premium. 3 Vols. (2.564 pp/4.000 col. ills.), 5th. ed. 12/2012	S4	ca. € 539,—
<b>N</b>	Spandau, <b>Small-Gauge Vitrectomy for Diabetic Retinopathy</b> (368 pp/445 col. ills./online files update), 6/2015	S3	<b>149,79</b>
	Williamson, <b>Vitreoretinal Surgery</b> (429 pp./940 most col. ills. + DVD), 2nd. ed. 6/2013	S3	<b>181,85</b>

## 7. Sonstige Operationen

<b>N</b>	Alió y Sanz, <b>Difficult &amp; Complicated Cases in Refractive Surgery</b> (479 pp/286 col. ills./ online files update), 2015	S3	<b>160,49</b>
<b>N</b>	Alió, <b>Multifocal Intraocular Lenses</b> Art & Practice Essent. i. O. (266 pp/234 ills. -194 in col.), 2015	S3	<b>149,79</b>
	Dutton, <b>Atlas of Oculoplastic and Orbital Surgery</b> (336 pp/1.084 ills.), 11/1012	Lww	ca. € 226,—
<b>NA</b>	Fechtner, <b>Eye Surgery</b> An Introduction to Operative Technique (ca. 450 pp/ca. 250 ills. -150 in col.), 3rd. ed. 12/2015	S3	ca. <b>128,39</b>
	Feder, <b>The LASIK Handbook</b> Case-Based Approach (368 pp/151 ills./55 tabs.), 2nd. ed. 5/2013	Lww	ca. € 121,—
	Goes, <b>Multifocal IOLs</b> (248 pp), 2010	M6	ca. € 99,—
<b>N</b>	Javed Ali, <b>Principles and Practice of Lacrimal Surgery</b> (367 pp/642 ills. -597 in col.), 2015	S3	<b>128,39</b>
	Kohnen, <b>Refraktive Chirurgie</b> (284 S./300 Farbabb. + DVD), 2011	S3	<b>142,99</b>
<b>N</b>	Nikolaenko, <b>Orbital Fractures</b> Physician's Manual (365 pp/175 ills. -69 in col.), 7/2015	S3	ca. <b>203,29</b>
<b>!!!</b>	Olivari, <b>Endokrine Orbitopathie</b> (144 S./250 Abb.) (+ Video-CD-ROM), 5/01 (statt 168,-)	SP Kaden	<b>89,—</b>
<b>N</b>	Pine, <b>Clinical Ocular Prosthetics</b> (322 pp/396 ills. -379 in col.), 8/2015	S3	ca. <b>128,39</b>
	Quiroz-Mercado, <b>Macular Surgery</b> (512 pp/346 ills.), 2nd. ed. 8/2011	Lww	ca. € 230,—
	Rootman, <b>Orbital Surgery</b> (432 pp/874 ills.-677 in col.), 2nd. ed. 11/2013	Lww	ca. € 277,—
	Spaeth, <b>Ophthalmic Surgery</b> Expert Consult (696 pp/913 ills. -816 in col.), 4th. ed. 10/2011	S4	ca. € 219,—
<b>!!!</b>	Rüssmann, <b>Prakt. Augenmuskelchirurgie</b> (112 S./171 Farbabb.+DVD), 6/06 (statt 129,95)	SP Kaden	<b>79,—</b>
<b>N</b>	Sekundo, <b>Small Incision Lenticule Extraction (SMILE)</b> (235 pp/113 ills./online files update), 8/15	S3	ca. <b>128,39</b>
	Spandau, <b>Practical Handbook for Small-Gauge Vitrectomy</b> (188 pp/151 col. ills. + DVD), 2012	S3	<b>171,19</b>
<b>N</b>	Welkoborsky, <b>Orbita</b> Interdisziplinäres Management bei Orbitaerkrankungen (ca. 400 S./ca. 660 Abb. + WEB), 10/2015	VP bis 3 Mon. nach ET	ca. <b>249,99</b>
<b>NA</b>	Wright, <b>Color Atlas of Strabismus Surgery</b> (182 pp/253 ills. -149 in col.), 4th. ed. 2015	S3	<b>160,49</b>

## Plastische Operationen &amp; Ästhetische Eingriffe

	Biswas, <b>Eyelid Tumors</b> Clin. Evaluation & Reconstruction Techniques (247 pp/498 col ills.), 6/2014	S3	<b>128,39</b>
	Black, <b>Smith and Nesi's Ophthalmic Plastic and Reconstructive Surgery</b> (1.330 pp/1.128 ills. -540 in col.), 3rd. ed. 2012	S3	<b>277,13</b>
	Fratila, <b>Bildatlas Lidchirurgie</b> (Angewandte Anatomie   Untersuchung   Plastische Lidchirurgie) (408 S./800 Farbabb.), 2014	KVM	<b>178,—</b>
<b>N</b>	Fratila, <b>Illustrated Guide to Eyelid and Periorbital Surgery</b> Applied Anatomy   Examination   Blepharoplasty (408 pp./800 col. ills.), 2015	KVM	<b>149,—</b>
<b>NA</b>	Hartstein, <b>Pearls &amp; Pitfalls in Cosmetic Oculoplastic Surgery</b> (715 pp/440 col. ills.), 2nd. ed. 2015	S3	<b>203,29</b>
	Hartstein, <b>Midfacial Rejuvenation</b> (252 pp/247 ills. -237 in col.), 2012	S3	<b>128,35</b>
	Massry, <b>Master Techn. in Blepharoplasty &amp; Periorbital Rejuvenation</b> (342 pp/445 col. ills.), 2012	S3	<b>171,15</b>
<b>N</b>	Metelmann, <b>Lasermedizin in der Ästhetischen Chirurgie</b> (234 S./190 Farbabb.), 2015	S3	<b>79,99</b>
	Myint, <b>Nonsurgical Peri-orbital Rejuvenation</b> (102 pp/68 col. ills.), 2014	S3	<b>106,99</b>
<b>N</b>	Paasch, <b>Laser Therapy on Human Skin</b> (ca. 550 pp/ca. 500 col. ills.), 11/2015	KVM	ca. <b>149,—</b>
	Radlanski/Wesker, <b>Das Gesicht</b> (Bildatlas klin. Anatomie) (360 S./380 Farbabb.), 2. Aufl. 2012	KVM	<b>149,—</b>
<b>NA</b>	Sattler/Sommer, <b>Bildatlas der ästhetischen Augmentationsverfahren mit Fillern</b> (288 S./552 Farbabb.), 2. Aufl. 12/2014	KVM	<b>149,—</b>
	Slattery, <b>The Facial Nerve</b> (240 pp/177 ills.), 2/2014	T1	<b>109,99</b>



Bioussé, V.,  
Newman, N.

### Neuro-Ophthalmology Illustrated

2nd. ed. 9/2015,  
ca. 732 pp.,  
ca. 913 col. ill.,  
978-1-6262-3149-8

(Thieme) ca. € 84,99

- Neuro-Ophthalmology Illustrated, Second Edition, is an up-to-date, beautifully illustrated text that guides readers in recognizing signs and symptoms, localizing pathology, developing a differential diagnosis, and selecting a management strategy
- Offers step-by-step guidance on performing examinations and covers disorders of the visual afferent system, the pupil, ocular motor efferent systems, and the orbit and lid




Kaufmann, H.,  
Steffen, H.

### Strabismus

4. Aufl. 2012,  
660 S., 825 Abb.,  
978-3-13-129724-2  
(Thieme) € 249,99  
**REDUZIERT**  
**€ 99,99**

- Darstellung aller wesentlichen diagnostischen Verfahren
- Anleitungen zur sicheren Befundung
- Wichtige Informationen zur konservativen Schielbehandlung
- Vorbereitung und Durchführung von Augenmuskeloperationen aller Schwierigkeitsgrade inkl. Schnittführung, Wundverschluss und Nachsorge



Sekundo, W.

### Small Incision Lenticule Extraction (SMILE)

**Principles, Techniques, Complication Management, and Future**

**Concepts.** 8/2015, 235 pp.,  
113 ill. -90 in col., with online files/  
update 978-3-319-18529-3  
(Springer) ca. € 128,39

- Offers step-by-step guidance on Small Incision Lenticule Extraction (SMILE), a new minimally invasive refractive procedure
- Discusses the relevant clinical science
- Explains solutions to potential pitfalls
- Explores emerging applications

## 8. Optometrie / Refraktion - Perimetrie - Sehhilfen

Bennett, <b>Clinical Manual of Contact Lenses</b> (736 pp/ca. 285 ill./120 tabs.), 4th. ed. 9/2013	Lww	ca. € 90,—
NA Dietze, <b>Die optometrische Untersuchung</b> (384 S./348 Abb.), 2. Aufl. 5/2015	T1	99,99
Efron, <b>Contact Lens Complications</b> (350 pp/ca. 400 col. ill.), 3rd. ed. 6/2012	S4	ca. € 139,—
NA Lachenmayr, <b>Auge - Brille - Refraktion</b> Schober-Kurs: verstehen - lernen - anwenden (ca. 212 S./ca. 254 Abb.), 5. Aufl. 9/2015	T1	ca. 99,99
!!! Methling, <b>Bestimmung v. Sehhilfen</b> (528 S./800 Abb.), 3. Aufl. 10/2012 (statt 99,99)	SP	T1 39,99

## Zeitschriften 2015

<b>American Journal of Ophthalmology</b> , 12 Hefte pro Jahr	(nur INST)	E4	ca. 1.386,—
<b>JAMA Ophthalmology</b> 12 Hefte pro Jahr (INST ca. 1.271,—)	Am. Med. Ass.	ca. 553,—	
<b>Augenheilkunde up2date</b> 4 Hefte pro Jahr (WB*128,-) (INST *385,-)	T1	*162,—	
<b>Der Augenspiegel</b> (Forum d. Augenärzte), 11 Hefte pro Jahr	Der Augenspiegel Verlag	* 83,—	
<b>Klin. Monatsblätter f. Augenheilk.</b> (KLIMO), 12 Hefte (WB * 189,-) (INST *654,-)	<b>CME</b>	T1	* 399,—
<b>Leges Artis</b> Das Magazin zur ärztlichen Weiterbildung, 5 Hefte pro Jahr (INST *650,-)	T1	*65,—	
<b>Ophthalmochirurgie</b> , 6 Hefte pro Jahr (WB * 41,-)	Kaden	* 82,—	
<b>Der Ophthalmologe</b> , 12 Hefte pro Jahr (WB * 218,50) (INST * 691,-)	<b>CME</b>	S3	* 364,—
<b>Ophthalmologische Nachrichten</b> (Zeitung), 12 Hefte pro Jahr	Biermann	* 98,—	
<b>Ophthalmology</b> , 12 Hefte pro Jahr	(nur INST)	S4	ca. 1.164,—
<b>Spektrum der Augenheilkunde</b> , 6 Hefte pro Jahr	S3	* 349,—	
<b>ZPA - Zeitschrift f. prakt. Augenheilkunde &amp; Ärtzl. Fortbildung</b> , 11 Hefte p. Jahr (WB * 46,-)	<b>CME</b>	Kaden	* 92,—

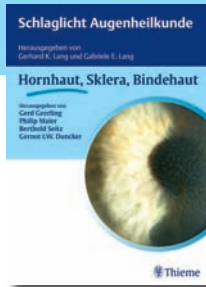
Preise von Zeitschriften deutscher Verlage verstehen sich zuzüglich Versandkosten (\*), bei ausländischen Zeitschriften sind die Versandkosten bereits inklusive. (WB = Weiterbildungspreis / INST = Institutionspreis)

◆ **Thieme informiert:** Der institutionelle Jahresbezugpreis inkludiert Online-Zugriff für einen Standort.

Die Zeitschrift die Sie interessiert ist hier nicht dabei? Kein Problem, wir besorgen Ihnen fast jede Zeitschrift aus dem In- und Ausland. ... und von meisten Zeitschriften deutschsprachiger Verlage können wir Ihnen ein unverbindliches Probeheft zusenden.



Esser, J.,  
**Schlaglicht  
 Augenheilkunde  
 Kinderophthalmologie**  
 6/2015, 456 S.,  
 978-3-13-203041-1  
 (Thieme) € 59,99




Geerling, G. et al.  
**Schlaglicht  
 Augenheilkunde  
 Hornhaut, Sklera,  
 Bindehaut**  
 8/2015, ca. 272 S.,  
 978-3-13-203071-8  
 (Thieme) € 59,99



Kohnen, Th. et al.  
**Schlaglicht  
 Augenheilkunde  
 Linse, Katarakt und  
 refraktive Chirurgie**  
 11/2015, ca. 136 S.,  
 978-3-13-203101-2  
 (Thieme) ca. € 59,99

- ⊙ NEU zusammengestellt: Publikationen aus der Zeitschrift Klinische Monatsblätter für Augenheilkunde aus den vergangenen 5 Jahren
- ⊙ Kompakter Überblick über den State-of-the-Art zu den großen Themen der Augenheilkunde



## NEW Edition

Bowling, Brad  
**Kanski's  
 Clinical Ophthalmology  
 A Systematic Approach.**  
 8th. ed. 5/2015, 928 pp.,  
 2.743 ill. -2.436 in col.,  
 978-0-7020-5572-0  
 (Saunders) ca. € 229,00

- Features detailed updates on key evolving topics such as the spectrum of macular disease, with many new disorders added to this edition across a range of subspecialties
- Increased emphasis on practical investigation and management
- Includes 2,600 illustrations, images and artworks, with over 900 brand new for this edition, including ultra wide-field imaging, fundus autofluorescence, and high-resolution OCT
- Expert Consult eBook version included with purchase