



Ophthalmologie



EXKLUSIVE AUSWAHL
Standards • Trends
Neuheiten

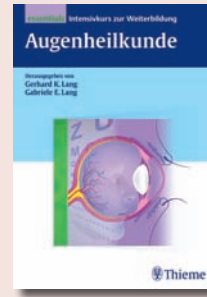
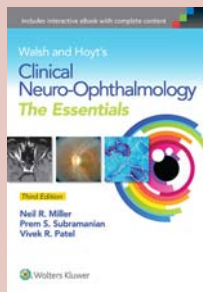


Welkoborsky, H.-J. et al.
Orbita
Interdisziplinäres
Management bei
Orbitaerkrankungen
 10/2015,
 ca. 400 S., ca. 660 Abb.,
 <978-3-13-177331-9>
 (T1) ca. € 299,99

- Komplet: sämtliche Themen rund um die Orbita: Anatomie, Pathophysiologie, Untersuchungstechniken, Bildgebung, operative Zugangswege, Traumatologie, Tumoren, entzündliche Erkrankungen, Strahlentherapie, plastische Chirurgie, Neurochirurgie, Robotik
- Videosequenzen mit OP-Abläufen als kostenloser Download

Miller, Subramanian, Patel
Walsh & Hoyt's Clinical
Neuro-Ophthalmology:
The Essential.
 3rd. ed. 8/2015,
 ca. 600 pp.,
 <978-1-4511-9447-0>
 (Lww) ca. € 123,-


- Distills the most vital content from the esteemed three-volume parent text, Walsh & Hoyt's Clinical Neuro-Ophthalmology



Lang, K., Lang, G.E.
Augenheilkunde
essentials
Intensivkurs zur
Weiterbildung
 6/2015,
 560 S., 467 Abb.,
 <978-3-13-171361-2>
 (T1) € 129,99

- Beschreibung aller Krankheitsbilder nach den diagnostischen Hauptgruppen
- Systematische Darstellung der aktuellen Therapiemöglichkeiten
- Ideal zum schnellen Nachschlagen in der Weiterbildungszeit
- Optimale Prüfungsvorbereitung

Bowling, Brad
Kanski's Clinical
Ophthalmology
A Systematic Approach.
 8th. ed. 5/2015, 928 pp.,
 2.743 ill. -2.436 in col.
 + **eBook-Version**
 <978-0-7020-5572-0>
 (S4) ca. € 229,-



- Reflects the latest advances, making this an indispensable resource to enhance learning, aid exam preparation and guide clinical practice



Forrester, J.V., et al.
The Eye
Basic Sciences in
Practice
Expert Consult.
 4th. ed. 5/2015,
 548 pp., 355 col. ill.
 <978-0-7020-5554-6>
 (S4) ca. € 119,-

- Thorough updating of the sections on pathology, immunology, pharmacology & immunology
- Revision of all other chapters
- More colour illustrations



Dietze, Holger
Die optometrische
Untersuchung
 2. Aufl. 2015,
 384 S., 348 Abb.,
 <978-3-13-142232-3>
 (T1) € 99,99

- Alle Kapitel mit abschließender Zusammenfassung und Multiple-Choice-Fragen
- Neue Kapitel: Aberrometrie und Bildgebende Verfahren




Michelson, G.,
Teleophthalmology in Preventive Medicine
 2015, 113 pp.,
 57 ills. -50 in col.,
 <978-3-662-44974-5>
 (S3) € 106,95


- Describes the medical applications, methods, and technologies of teleophthalmology in the field of preventive medicine

- Covers novel imaging methods and the latest information technologies
- Describes the first projects of an interdisciplinary cooperation in preventive medicine

Patelli, F., Rizzio, S.
Management of Complicated Vitreoretinal Diseases
 7/2015,
 207 pp., 137 col. ills.,
 <978-3-319-17207-1>
 (S3) ca. € 128,39




- Provides clear guidance on management of the diverse complex situations and complications faced by the vitreoretinal surgeon



Lachenmayr, Friedburg, Buser,
Auge - Brille - Refraktion
Schober-Kurs: verstehen - lernen - anwenden
 5. Aufl. 9/2015,
 ca. 212 S., ca. 254 Abb.,
 <978-3-13-139555-9>
 (T1) ca. € 99,99

- Alle Kapitel auf dem neuesten Stand
- Jetzt noch mehr farbige Abbildungen
- Methoden eingängig erklärt dank zahlreicher neuer Grafiken

Standardwerke AKTUELL



Alfaro, D.V., et al.
Age-Related Macular Degeneration
 2nd. ed. 10/2014,
 344 pp., + eBook
 ca. 555 ills. -134 in col.,
 <978-1-4511-5169-5>
 (LWW) ca. € 159,-

- Enjoy the bundled interactive eBook edition

Pleyer, U.
Entzündliche Augenerkrankungen
 2014, 529 S.,
 436 Abb. -308 in Farbe,
 <978-3-642-38418-9>
 (S3) € 149,99



- Alle relevanten Erkrankungen
- Namhafte Autoren
- Orientierungshilfe bei Diagnose und Therapie
- Einziges aktuelles deutschsprachiges Werk zum Thema

VORANKÜNDIGUNG



Ehrt, Ol.,
Kinderophthalmologie
 5/2016, ca. 350 S.,
 ca. 200 Farbabb. + DVD,
 <978-3-642-30265-7>
 (S3) ca. € 99,99

- Umfassende Darstellung der Kinderophthalmologie
- Umfangreiches Bildmaterial auf DVD



Burggraf, Harald
Augenärztliche Begutachtung
 3/2017,
 ca. 672 S., ca. 165 Abb.,
 <978-3-13-173291-0>
 (T1) ca. € 149,99



... dauert noch etwas!

N = Erstauflage **NA** = Neuauflage **!!!** / **SP** = Sonderpreis **LBW** = Loseblattwerk **SO** = Sonderausgabe
Stand 18.06.2015 Spätere Preisänderungen seitens der Verlage, Druckfehler, Irrtümer u. Liefermöglichkeit vorbehalten.
POD=Print on Demand | Preisangaben ohne Währungsbezeichnung sind in **EURO** (D).

1. Facharzt Ausbildung (inkl. Lehrbücher) / Atlanten

NA Bowling, Kanski's Clinical Ophthalmology Systematic Approach (928 pp/2.743 ill. -2.436 in col. + ebook version), 8th. ed. 5/2015	S4	ca. € 229,—
NA Chern, Review Questions in Ophthalmology (560 pp/ca. 400 ill./1.000 questions), 3rd. ed. 2/15	Lww	ca. € 122,—
Kampik, Facharztprüfung Augenheilkunde (1.000 komm. Pr.Fr.) (344 S./85 Abb.), 2. A. 12/2013	T1	89,99
Kanski, Klinische Ophthalmologie (928 S./2.700 Farbb./ PLUS im web), 7. Aufl. 9/2012	U&F	249,99
N Lang, Augenheilkunde essentials Intensivk. zur Weiterbildung (560 S./367 Abb.), 6/2015	T1	129,99

2. Diagnose / Therapie (allgemein)

Ambati, Diagnostic Ophthalmology Publ. by Amirsys (1.000 pp/1.100 ill.), 11/2013	Lww	ca. € 321,—
Broschmann, Tafeln zur Prüfung des Farbsinnes (64 S./23 Abb.), 34. Aufl. 6/2011	T1	39,95
N Burgraff, Augenärztliche Begutachtung (ca. 672 S./ca. 165 Abb.), 3/2017	T1	ca. 149,99
NA Burk/Burk, Checkliste Augenheilkunde (620 S./316 Abb.), 5. Aufl. 9/2014	T1	69,99
!!! Erb/Schlote, Medikamentöse Augentherapie (400 S./200 Abb.), 5. A. 10/2010 (statt 149,95) SP	T1	79,99
Flittiger, Technische Diagnostik in der Augenheilkunde (250 S./600 Abb.), 10/2012	H5	49,95
NA Forrester, The Eye Basic Science in Practice (548 pp/355 col. ill.), 4th. ed. 5/2015	S4	ca. € 119,—
Gerstenblith, The Wills Eye Manual (ca. 512 pp/ca. 240 ill.), 6th. ed. 3/2012	Lww	ca. € 77,—
Heimann, Atlas des Augenhintergrundes (Angiografie, OCT, Autofluoreszenz und Ultraschall) (248 S./860 Abb.), 2/2010	T1	149,95
Harrie, Clinical Ophthalmic Echography Case Study Approach (493 pp/463 ill. + DVD), 2014	S3	106,99
Kaiser, The Massachusetts Eye and Ear Infirmary Illustrated Manual of Ophthalmology (676 pp/780 ill. -650 in col.), 4th. ed. 4/2014	S4	ca. € 90,—
!!! Kampik/Grehn, Augenärztliche Differenzialdiagnose (336 S./223 Abb.), 6/08 (statt 99,95) SP	T1	39,95
Kanski, Synopsis of Clin. Ophthalmology Expert Consult (456 pp/846 col.ill.), 3rd. ed. 2013	S4	ca. € 77,—
N Kellner, Elektrophysiologie des Auges (ca. 160 S./190 Abb.), in Verb. für 2017	S3	ca. 129,95
!!! Kroll, Augenärztliche Untersuchungsmethoden (632 S./1.131 Abb.), 3. A. 2008 (statt 229,95) SP	T1	49,99
Pleyer, Entzündliche Augenerkrankungen (2014, 529 S./436 Abb. -308 in Farbe), 3/2014	S3	149,99
!!! Schlote/Kellner, Unerwünschte Arzneimittelwirkungen in der Augenheilkunde (220 S./150 Abb.), 2. Aufl. 3/2011 (statt 149,95) SP	T1	49,99
Tasman, Duane's Ophthalmology on DVD-Rom 2013 , rev. ed. 2013	Lww	ca. € 227,—
Thiel, Fallbeispiele Augenheilkunde (142 S./137 Abb.), 2014	S3	59,99
Yanoff, Ophthalmology Expert Consult (1.428 pp/ca. 2.225 ill. -1.904 in col.), 4th. ed. 2014	S4	ca. € 323,—

3. Diagnostik mit Bildgebenden Verfahren

Coscas, Optical Coherence Tomography ESASO Course Ser. 4 (134 pp/137 ill.), 2014	K1	82,—
Dithmar, Fluoreszenzangiographie in der Augenheilkunde (226 S./541 Abb.), 2008	S3	134,99
Duker, Handbook of Retinal OCT: Optical Coherence Tomography (190 pp/ca. 710 ill.), 2014	S4	ca. € 103,—
N Ginat, Post-treatment Imaging of the Orbit (200 pp/260 ill. -64 in col.), 2015	S3	106,99
Midena, Microperimetry and Multimodal Retinal Imaging (196 pp/122 most col. ill.), 2014	S3	106,99
N Midyett, Orbital Imaging (352 pp/ca. 250 ill.), 2/2015	E4	ca. € 72,—
Ryan, Ryan's Retinal Imaging and Diagnostics (344 pp/ca. 711 ill. -335 in col.), 9/2013 POD	S4	ca. € 79,—
Singh, Ophthalmic Ultrasonography Expert Consult (270 pp/480 ill. -198 in col.), 11/2011	S4	ca. € 158,—
Yoshimura, OCT-Atlas (360 pp/ca. 150 col. ill.), 10/2014	S3	149,79

4. Pädiatrische Ophthalmologie

N Ehrh, Kinderophthalmologie (ca. 350 S./ca. 200 Farbb. + DVD), 5/2016	S3	ca. 99,99
N Esser, Schlaglicht Augenheilkunde: Kinderophthalmologie (456 S.), 6/2015	T1	59,99
Hartnett, Pediatric Retina (806 pp/ca. 603 ill./95 tabs.), 2nd. ed. 9/2013	Lww	ca. € 278,—
Hoyt, Pediatric Ophthalmology and Strabismus Expert Consult (1.148 pp/1.000 ill. -700 in col.), 4th. ed. 11/2012	S4	ca. € 322,—
N Levin, The Eye in Pediatric Systemic Disease (ca. 750 pp/ca. 200 ill. -100 in col.), 12/2015	S3	ca. 192,59
Nelson, Harley's Pediatric Ophthalmology (544 pp/ca. 500 ill.), 6th. ed. 9/2013	Lww	ca. € 229,—
Reynolds, Pediatric Retina (462 pp/248 most col. ill.), 2011	S3	234,33
Wilson, Retinoblastoma (Pediatric Oncology) (300 pp/59 ill.), 2/2010	S3	234,33
Wilson, Pediatric Cataract Surgery: Techniques, Complications and Management (ca. 448 pp), 2nd. ed. 2/2014	Lww	ca. € 207,—

5. Onkologie / Pathologie

Cummings, Ophthalmic Pathology (192 pp/281 ill. -268 in col.), 2013	S3	171,19
Damato, Clin. Ophthalmic Oncology Uveal Tumors (386 pp/213 ill. -187 in col.), 2nd. ed. 7/14	S3	149,79
N Heegaard, Eye Pathology An Illustrated Guide (739 pp/734 ill. -713 in col.), 2015	S3	245,03
Grossniklaus, Pocket Guide to Ocular Oncology & Pathology (433 pp/226 most col. ill.), 2013	S3	160,45

NA Karcioğlu, Orbital Tumors (516 pp/347 ill. -221 in col.), 2nd. ed. 2015	S3	128,39
Pe'er, Clin. Ophthalm. Oncology Eyelid & Conjunctival Tumors (238 pp/132 col. ill.), 2nd. ed. 2014	S3	106,99
Perry, Clin. Ophthalmic Oncology Orbital Tumors (222 pp/116 ill. -89 in col.), 2nd. ed. 2014	S3	149,79
Roberts, Lee's Ophthalmic Histopathology (460 pp/576 ill. -537 in col.), 3rd. ed. 2014	S3	181,89
Singh, Clinical Ophthalmic Oncology Basic Principles and Diagnostic Techniques (235 pp/126 ill. -112 in col.), 2nd. ed. 2014	S3	106,99
Singh, Clinical Ophthalmic Oncology Retinal Tumors (148 pp/63 ill.), 2nd. ed. 2014	S3	149,79
Spaide, Pathological Myopia (376 pp/233 ill. -170 in col.), 2014	S3	149,79
Yanoff, Ocular Pathology Expert Consult (ca. 714 pp/ca. 1.917 ill. -1.729 in col.), 7th. ed. 6/2014	S4	ca. € 308,—

6. Spezielle Themen

Agarwal, Gass' Atlas of Macular Diseases 2 vols. Expert Consult (1.378 pp./6.071 ill.), 5th. ed. 2/12	S4	ca. € 359,—
Alfaro, Age-Related Macular Degeneration (344 pp/ca. 555 ill./ebook), 2nd. ed. 10/2014	Lww	ca. € 159,—
N Agarwal, Essentials of OCT in Ocular Disease (ca. 270 pp/ca. 398 ill.), 8/2015	T1	ca. € 114,99
N Augustin, Intravitreal Steroids (110 pp/19 ill.), 2015	S3	106,99
Chan, Optic Nerve Disorders (365 pp/134 ill. -91 in col.), 2nd. ed. 7/2014	S3	149,79
N Chan, Dry Eye A Practical Approach (121 pp/60 col. ill.), 2/2015	S3	128,39
NA Cohen, The Lacrimal System Diagnosis, Management & Surgery (209 pp/132 ill.), 2nd. ed. 2015	S3	128,39
N Douglas, Thyroid Eye Disease (157 pp/46 ill.), 2015	S3	128,39
N Geerling, Schlaglicht Augenheilkunde: Hornhaut, Sklera, Bindehaut (ca. 272 S.), 8/2015	T1	59,99
Hartmann, Arbeitsplatz Augenpraxis Wissen f. die med. Fachangestellte (200 S./93 Farbb.), 8/13	S3	29,99
N Hayreh, Ocular Vascular Occlusive Disorders (851 pp/654 ill. -343 in col.), 1/2015	S3	245,03
Holz, Altersabhängige Makuladegeneration (324 S./250 Farbb.), 3. Aufl. 8/2011	S3	144,99
N Kohnen, Schlaglicht Augenheilkunde: Linse, Katarakt u. refraktive Chirurgie (ca. 136 S.), 11/15	T1	ca. € 59,99
Lachenmayr, Begutachtung in der Augenheilkunde (333 S./112 Farbb.), 2. Aufl. 6/2012	S3	99,99
Maritzen, Rehabilitation bei Sehbehinderung und Blindheit (244 S./109 Farbb. + DVD), 2013	S3	79,95
N Michelson, Teleophthalmology in Preventive Medicine (113 pp/57 most col. ill.), 2015	S3	106,95
N Papaliodis, Uveitis Pract. guide for treatm. of ocular inflammation (330 pp/225 ill. -150 in col.), 12/15	S3	ca. € 117,69
N Rakoczy, Gene- and Cell-Based Treatment Strategies for the Eye Essent. i. Ophth. (95 pp), 2015	S3	106,99
N Singh, Clinical Ophthalmic Oncology (223 pp/104 ill. -91 in col.), 2015	S3	128,39
Tabbara, Ocular Infections Essentials in Ophthalmology (194 pp/43 col. ill.), 9/2014	S3	129,39
N Zierhut, Intraocular Inflammation (1.606 pp/487 ill. -364 in col./online files update), 5/2015	S3	319,93
Zierhut/..., Viruserkrankungen des Auges (228 S./77 meist farb. Abb.), 8/08	Kaden	79,80

Neuroophthalmologie

NA Biousse, Neuro-Ophthalmology Illustrated (ca. 732 pp/ca. 913 col. ill.), 2nd. ed. 9/2016	T1	ca. € 84,99
Martin, Practical Neuroophthalmology (352 pp/ca. 25 ill.), 8/2013	M6	ca. € 149,—
NA Miller, Walsh & Hoyt's Clinical Neuro-Ophthalmology Essentials (ca. 600 pp), 3rd. ed. 8/2015	Lww	ca. € 123,—
Savino, Wills Eye Institute: Neuro-Ophthalmology (Color Atlas and Synopsis of Clin. Ophth.) (304 pp/533 ill.), 5/2012	Lww	ca. € 81,—
Schiefer, Clinical Neuro-Ophthalmologie (320 pp/357 ill. + DVD) 10/07	S3	245,03
N Strupp/Brandt, Ocular Motor Disorders and Vertigo (ca. 145 pp/80 ill.), 12/2016	S3	ca. € 42,75
Thömke, Augenbewegungsstörungen (368 S./139 Abb.), 2. Aufl. 9/08	T1	59,95

Strabismus

Cestari, Learning Strabismus Surgery Case-Based- Approach (256 pp/165 ill.), 2013	Lww	ca. € 158,—
Crouch, Instant Clinical Diagnosis in Ophthalmology: Strabismus (512 pp/750 ill.), 8/2011	M6	ca. € 59,—
!!! Kaufmann, Strabismus (660 S./825 Abb.), 4. Aufl. 3/2012 (statt 249,99)	SP T1	99,99

Star-Erkrankungen - Glaukom

N Aref, Advanced Glaucoma Surgery Essentials in Ophthalmology (126 pp/31 ill.), 9/2015	S3	ca. € 128,39
Bettin, Glaucoma Surgery (188 pp/45 ill.), 2012	K1	€ 165,—
N Bissen-Miyajima, Cataract Surg.: Maximising Outcomes through Research (211 pp/143 ill.), 1/15	S3	128,39
Choplin, Atlas of Glaucoma (424 pp/659 ill.), 3rd. ed. 5/2014	CRC	ca. € 177,—
Erb, Schlaglicht Augenheilkunde: Glaukom (304 S./270 Abb.), 4/2014	T1	59,99
Faschinger, Gonioscopy (95 pp/147 ill. -138 in col.), 7/2012	S3	106,95
Grehn/..., Glaucoma III (Essentials in Ophthalmology) (118 pp/62 ill.), 2009	S3	128,39
N Katz, Glaucoma Surgery and Complication Management (ca. 300 pp/150 ill. + DVD), 8/2016	S3	ca. € 128,35
Krueger, Textb. of Refractive Laser Assisted Cataract Surgery (ReLACS) (289 pp/160 ill.), 2013	S3	171,19
Kohnen/..., Cataract and Refractive Surgery III (Essentials in Ophthalmology) (122 pp), 2009	S3	128,39
Sampaolesi, The Glaucomas Vol. II (961 pp/1.024 ill. -685 in col. + DVD), 2014	S3	213,99
Samples, Surgical Innovations in Glaucoma (307 pp/227 ill., with online files/update), 2014	S3	106,99
Shaarawy, Glaucoma Medical Diagnosis & Therapy. Expert Consult. 2 Vols., (ca. 1.344 pp/ca. 1.500 ill. -1.257 in col.), 2nd. ed. 9/2014	S4	ca. € 359,—
Spandau, Complications During and After Cataract Surgery Guide to Surgical Management (470 pp/519 ill. -467 in col + online files/updatr), 7/2014	S3	160,49

Hornhaut

N	Cortina, Keratoprothesen and Artificial Corneas (243 pp/153 ills. + online files/update), 2015	S3	128,39
N	Jeng, Advances in Medical and Surgical Cornea Essentials in Ophth. (143 pp/64 ills.), 11/2014	S3	128,39
	Krachmer, Cornea Expert Consult, 2 vols. (2.100 pp/ca. 2.326 ills. + DVD), 3rd. ed. 12/2010	M2	ca. € 489,—
	Krachmer, Cornea Atlas Expert Consult (364 pp/ca. 1.313 most col. ills.), 3rd. ed. 8/2013	S4	ca. € 229,—
	Reinhard, Cornea and External Eye Disease (Essentials in Ophth.) (180 pp), 2010	S3	197,94
	Reinhard, Corneal Disease Recent Developments (125 pp/33 ills.), 2013	S3	123,04
	Tabery, Keratoconjunctivitis Sicca and Filamentary Keratopathy (In Vivo Morphology in the Human Cornea and Conjunctiva) (196 pp/220 col. ills.), 1/2013	S3	171,19
	Zuberbuhler, Corneal Surgery (Essential Techniques) (180 pp/160 ills. + DVD), 6/2013	S3	106,99

Netzhaut

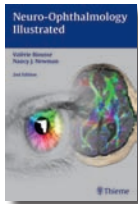
	Holz, Medical Retina (Essentials in Ophthalmology) (224 pp/155 ills.), 2010	S3	223,63
	Joussen, Retinale Gefäßerkrankungen (462 S./663 Farbabb.), 2012	S3	109,99
	Lois, Complications of Vitreo-Retinal Surgery (512 pp), 4/2013	Lww	ca. € 169,—
NA	Lois, Fundus Autofluorescence (463 pp), 2nd. ed. 10/2015	Lww
N	Patelli, Management of Complicated Vitreoretinal Diseases (207 pp/137 most col. ills.), 7/2015	S3	ca. 128,39
	Puech, Inherited Chorioretinal Dystrophies (488 pp/424 ills.-334 in col.), 6/2014	S3	106,99
	Rapuno, Wills Eye Institute: Cornea (Col. Atl. & Syn. of Clin. Oph.) (384 pp/441 ills.), 2nd. ed. 11/11	Lww	ca. € 79,—
	Ryan, Retina Expert Consult Premium. 3 Vols. (2.564 pp/4.000 col. ills.), 5th. ed. 12/2012	S4	ca. € 539,—
N	Spandau, Small-Gauge Vitrectomy for Diabetic Retinopathy (368 pp/445 col. ills./online files update), 6/2015	S3	149,79
	Williamson, Vitreoretinal Surgery (429 pp./940 most col. ills. + DVD), 2nd. ed. 6/2013	S3	181,85

7. Sonstige Operationen

N	Alió y Sanz, Difficult & Complicated Cases in Refractive Surgery (479 pp/286 col. ills./ online files update), 2015	S3	160,49
N	Alió, Multifocal Intraocular Lenses Art & Practice Essent. i. O. (266 pp/234 ills. -194 in col.), 2015	S3	149,79
	Dutton, Atlas of Oculoplastic and Orbital Surgery (336 pp/1.084 ills.), 11/1012	Lww	ca. € 226,—
NA	Fechtner, Eye Surgery An Introduction to Operative Technique (ca. 450 pp/ca. 250 ills. -150 in col.), 3rd. ed. 12/2015	S3	ca. 128,39
	Feder, The LASIK Handbook Case-Based Approach (368 pp/151 ills./55 tabs.), 2nd. ed. 5/2013	Lww	ca. € 121,—
	Goes, Multifocal IOLs (248 pp), 2010	M6	ca. € 99,—
N	Javed Ali, Principles and Practice of Lacrimal Surgery (367 pp/642 ills. -597 in col.), 2015	S3	128,39
	Kohnen, Refraktive Chirurgie (284 S./300 Farbabb. + DVD), 2011	S3	142,99
N	Nikolaenko, Orbital Fractures Physician's Manual (365 pp/175 ills. -69 in col.), 7/2015	S3	ca. 203,29
!!!	Olivari, Endokrine Orbitopathie (144 S./250 Abb.) (+ Video-CD-ROM), 5/01 (statt 168,-)	SP Kaden	89,—
N	Pine, Clinical Ocular Prosthetics (322 pp/396 ills. -379 in col.), 8/2015	S3	ca. 128,39
	Quiroz-Mercado, Macular Surgery (512 pp/346 ills.), 2nd. ed. 8/2011	Lww	ca. € 230,—
	Rootman, Orbital Surgery (432 pp/874 ills.-677 in col.), 2nd. ed. 11/2013	Lww	ca. € 277,—
	Spaeth, Ophthalmic Surgery Expert Consult (696 pp/913 ills. -816 in col.), 4th. ed. 10/2011	S4	ca. € 219,—
!!!	Rüssmann, Prakt. Augenmuskelchirurgie (112 S./171 Farbabb.+DVD), 6/06 (statt 129,95)	SP Kaden	79,—
N	Sekundo, Small Incision Lenticule Extraction (SMILE) (235 pp/113 ills./online files update), 8/15	S3	ca. 128,39
	Spandau, Practical Handbook for Small-Gauge Vitrectomy (188 pp/151 col. ills. + DVD), 2012	S3	171,19
N	Welkoborsky, Orbita Interdisziplinäres Management bei Orbitaerkrankungen (ca. 400 S./ca. 660 Abb. + WEB), 10/2015	VP bis 3 Mon. nach ET	ca. 249,99
NA	Wright, Color Atlas of Strabismus Surgery (182 pp/253 ills. -149 in col.), 4th. ed. 2015	S3	160,49

Plastische Operationen & Ästhetische Eingriffe

	Biswas, Eyelid Tumors Clin. Evaluation & Reconstruction Techniques (247 pp/498 col ills.), 6/2014	S3	128,39
	Black, Smith and Nesi's Ophthalmic Plastic and Reconstructive Surgery (1.330 pp/1.128 ills. -540 in col.), 3rd. ed. 2012	S3	277,13
	Fratila, Bildatlas Lidchirurgie (Angewandte Anatomie Untersuchung Plastische Lidchirurgie) (408 S./800 Farbabb.), 2014	KVM	178,—
N	Fratila, Illustrated Guide to Eyelid and Periorbital Surgery Applied Anatomy Examination Blepharoplasty (408 pp./800 col. ills.), 2015	KVM	149,—
NA	Hartstein, Pearls & Pitfalls in Cosmetic Oculoplastic Surgery (715 pp/440 col. ills.), 2nd. ed. 2015	S3	203,29
	Hartstein, Midfacial Rejuvenation (252 pp/247 ills. -237 in col.), 2012	S3	128,35
	Massry, Master Techn. in Blepharoplasty & Periorbital Rejuvenation (342 pp/445 col. ills.), 2012	S3	171,15
N	Metelmann, Lasermedizin in der Ästhetischen Chirurgie (234 S./190 Farbabb.), 2015	S3	79,99
	Myint, Nonsurgical Peri-orbital Rejuvenation (102 pp/68 col. ills.), 2014	S3	106,99
N	Paasch, Laser Therapy on Human Skin (ca. 550 pp/ca. 500 col. ills.), 11/2015	KVM	ca. 149,—
	Radlanski/Wesker, Das Gesicht (Bildatlas klin. Anatomie) (360 S./380 Farbabb.), 2. Aufl. 2012	KVM	149,—
NA	Sattler/Sommer, Bildatlas der ästhetischen Augmentationsverfahren mit Fillern (288 S./552 Farbabb.), 2. Aufl. 12/2014	KVM	149,—
	Slattery, The Facial Nerve (240 pp/177 ills.), 2/2014	T1	109,99



Biousse, V., Newman, N.
Neuro-Ophthalmology Illustrated
 2nd. ed. 9/2015, ca. 732 pp., ca. 913 col. ills., 978-1-6262-3149-8


(Thieme) ca. € 84,99

- Neuro-Ophthalmology Illustrated, Second Edition, is an up-to-date, beautifully illustrated text that guides readers in recognizing signs and symptoms, localizing pathology, developing a differential diagnosis, and selecting a management strategy
- Offers step-by-step guidance on performing examinations and covers disorders of the visual afferent system, the pupil, ocular motor efferent systems, and the orbit and lid



Kaufmann, H., Steffen, H.
Strabismus
 4. Aufl. 2012, 660 S., 825 Abb., 978-3-13-129724-2 (Thieme) € 249,99
REDUZIERT € 99,99

- Darstellung aller wesentlichen diagnostischen Verfahren
- Anleitungen zur sicheren Befundung
- Wichtige Informationen zur konservativen Schielbehandlung
- Vorbereitung und Durchführung von Augenmuskeloperationen aller Schwierigkeitsgrade inkl. Schnittführung, Wundverschluss und Nachsorge



Sekundo, W.
Small Incision Lenticule Extraction (SMILE) Principles, Techniques, Complication Management, and Future

Concepts. 8/2015, 235 pp., 113 ills. -90 in col., with online files/update 978-3-319-18529-3 (Springer) ca. € 128,39

- Offers step-by-step guidance on Small Incision Lenticule Extraction (SMILE), a new minimally invasive refractive procedure
- Discusses the relevant clinical science
- Explains solutions to potential pitfalls
- Explores emerging applications

8. Optometrie / Refraktion - Perimetrie - Sehhilfen

Bennett, Clinical Manual of Contact Lenses (736 pp/ca. 285 ills./120 tabs.), 4th. ed. 9/2013	Lww	ca. € 90,—
NA Dietze, Die optometrische Untersuchung (384 S./348 Abb.), 2. Aufl. 5/2015	T1	99,99
Efron, Contact Lens Complications (350 pp/ca. 400 col. ills.), 3rd. ed. 6/2012	S4	ca. € 139,—
NA Lachenmayr, Auge - Brille - Refraktion Schober-Kurs: verstehen - lernen - anwenden (ca. 212 S./ca. 254 Abb.), 5. Aufl. 9/2015	T1	ca. 99,99
!!! Methling, Bestimmung v. Sehhilfen (528 S./800 Abb.), 3. Aufl. 10/2012 (statt 99,99)	SP	T1 39,99

Zeitschriften 2015

American Journal of Ophthalmology , 12 Hefte pro Jahr	(nur INST)	E4	ca. 1.386,—
JAMA Ophthalmology 12 Hefte pro Jahr (INST ca. 1.271,-)	Am. Med. Ass.		ca. 553,—
Augenheilkunde up2date 4 Hefte pro Jahr (WB*128,-) (INST *385,-)		T1	*162,—
Der Augenspiegel (Forum d. Augenärzte), 11 Hefte pro Jahr	Der Augenspiegel Verlag		* 83,—
Klin. Monatsblätter f. Augenheilk. (KLIMO), 12 Hefte (WB * 189,-) (INST *654,-)	CME	T1	* 399,—
Leges Artis Das Magazin zur ärztlichen Weiterbildung, 5 Hefte pro Jahr (INST *650,-)		T1	*65,—
Ophthalmochirurgie , 6 Hefte pro Jahr (WB * 41,-)		Kaden	* 82,—
Der Ophthalmologe , 12 Hefte pro Jahr (WB * 218,50) (INST * 691,-)	CME	S3	* 364,—
Ophthalmologische Nachrichten (Zeitung), 12 Hefte pro Jahr		Biermann	* 98,—
Ophthalmology , 12 Hefte pro Jahr	(nur INST)	S4	ca. 1.164,—
Spektrum der Augenheilkunde , 6 Hefte pro Jahr		S3	* 349,—
ZPA - Zeitschrift f. prakt. Augenheilkunde & Ärtzl. Fortbildung , 11 Hefte p. Jahr (WB * 46,-)	CME	Kaden	* 92,—

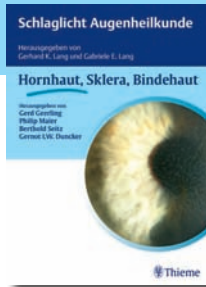
Preise von Zeitschriften deutscher Verlage verstehen sich zuzüglich Versandkosten (*), bei ausländischen Zeitschriften sind die Versandkosten bereits inklusive. (WB = Weiterbildungspreis / INST = Institutionspreis)

◆ **Thieme informiert:** Der institutionelle Jahresbezugpreis inkludiert Online-Zugriff für einen Standort.

Die Zeitschrift die Sie interessiert ist hier nicht dabei? Kein Problem, wir besorgen Ihnen fast jede Zeitschrift aus dem In- und Ausland. ... und von meisten Zeitschriften deutschsprachiger Verlage können wir Ihnen ein unverbindliches Probeheft zusenden.



Esser, J.,
**Schlaglicht
 Augenheilkunde
 Kinderophthalmologie**
 6/2015, 456 S.,
 978-3-13-203041-1
 (Thieme) € 59,99




Geerling, G. et al.
**Schlaglicht
 Augenheilkunde
 Hornhaut, Sklera,
 Bindehaut**
 8/2015, ca. 272 S.,
 978-3-13-203071-8
 (Thieme) € 59,99



Kohnen, Th. et al.
**Schlaglicht
 Augenheilkunde
 Linse, Katarakt und
 refraktive Chirurgie**
 11/2015, ca. 136 S.,
 978-3-13-203101-2
 (Thieme) ca. € 59,99

- ⊙ NEU zusammengestellt: Publikationen aus der Zeitschrift Klinische Monatsblätter für Augenheilkunde aus den vergangenen 5 Jahren
- ⊙ Kompakter Überblick über den State-of-the-Art zu den großen Themen der Augenheilkunde



NEW Edition

Bowling, Brad
**Kanski's
 Clinical Ophthalmology
 A Systematic Approach.**
 8th. ed. 5/2015, 928 pp.,
 2.743 ills. -2.436 in col.,
 978-0-7020-5572-0
 (Saunders) ca. € 229,00

- Features detailed updates on key evolving topics such as the spectrum of macular disease, with many new disorders added to this edition across a range of subspecialties
- Increased emphasis on practical investigation and management
- Includes 2,600 illustrations, images and artworks, with over 900 brand new for this edition, including ultra wide-field imaging, fundus autofluorescence, and high-resolution OCT
- Expert Consult eBook version included with purchase